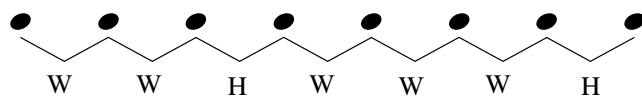


Name _____

Date _____

Major Scales and Key Signatures IIa -

Use this major scale pattern to help complete the exercises:



When writing key signatures the order of flats and sharps must always remain the same.

The order of sharps:




The order of flats:




Starting with the given note, complete each major scale.
Then write the name of the scale and fill in its key signature.

Example


Name of Scale: D Major




Name of Scale: _____




Name of Scale: _____




Name of Scale: _____



Name of Scale: _____



Name of Scale: _____



Name of Scale: _____